

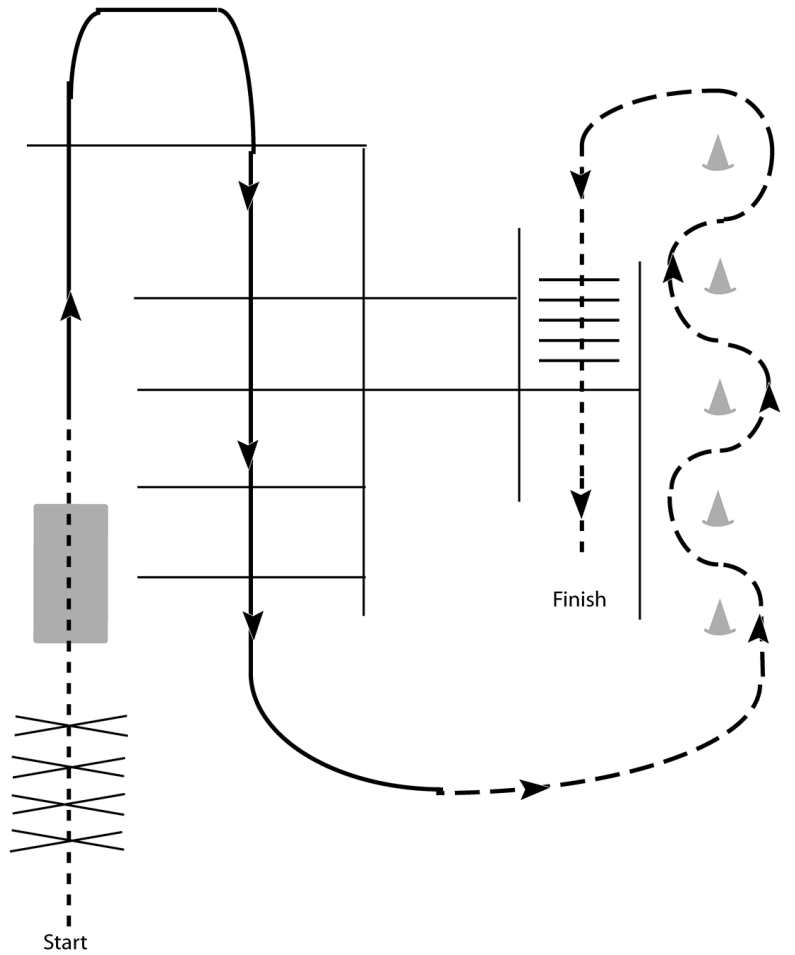
Morrow County

Trail

Show Date: 09-01-2022

www.HorseShowPatterns.com

www.HorseShowPatterns.com



1. Walk over poles
2. Walk over bridge
3. Lope on the right lead through poles
4. Jog through serpentine
5. Walk over elevated poles to finish

Walk	-----
Jog	- - - - -
Extended Jog	-----
Lope	—————
Leg Yield	
Lead Change	///
Back	←←←
Marker	(B)
Sidepass	←←←

[T/1-3]

Pattern Provided by:

Kaylene Elliott

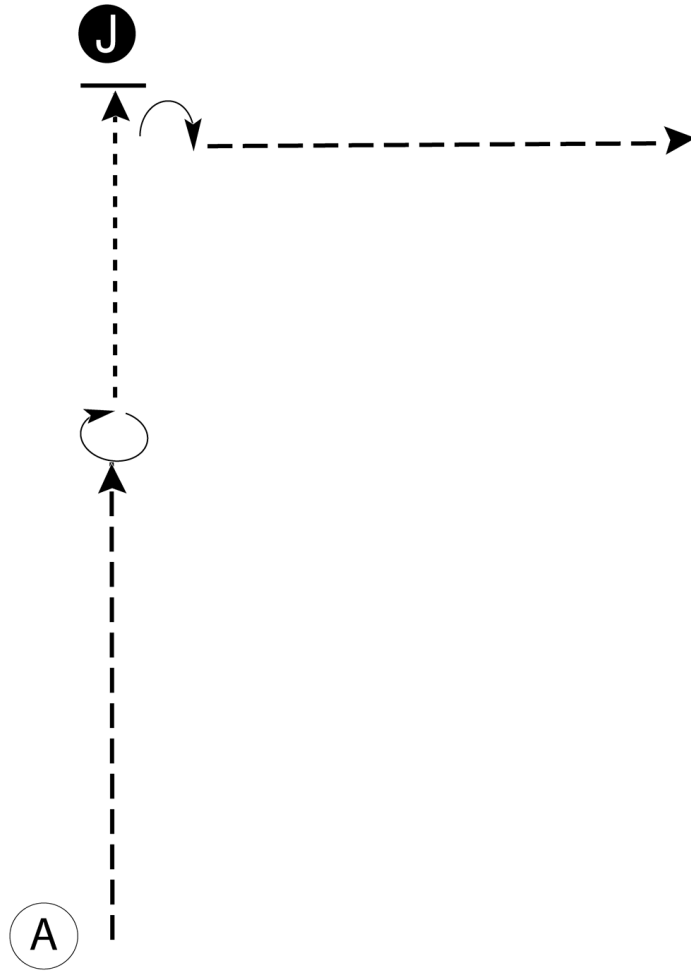
Morrow County

Classes 41,42,45 & 46


Show Date: 09-01-2022

w w w . H o r s e S h o w P a t t e r n s . c o m

w w w . H o r s e S h o w P a t t e r n s . c o m



1. Be ready at A.
2. Trot half way to the Judge.
3. Perform a 360 degree turn.
4. Walk to the Judge, stop and set up for inspection.
5. When dismissed perform a 90 degree turn and trot to the line up or follow the instructions of your ring steward.

Walk -----
Trot - - - - -
Back ← 
Marker (B)
Judge (J)

[S/1-17]

Pattern Provided by:

Kaylene Elliott

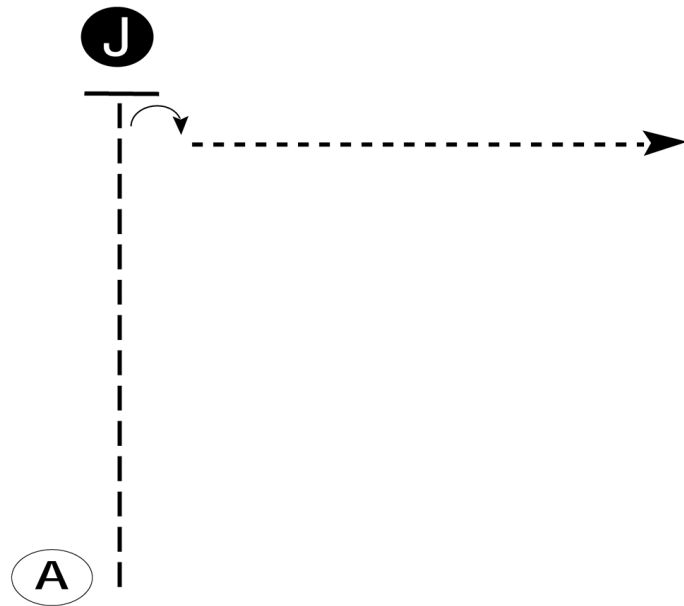
Morrow County

Classes 43,44,47 & 48

Show Date: 09-01-2022

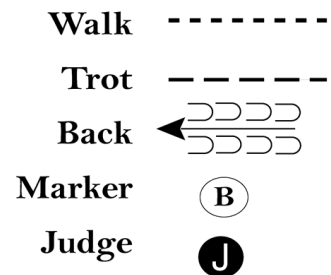
w w w . H o r s e S h o w P a t t e r n s . c o m

w w w . H o r s e S h o w P a t t e r n s . c o m



Be ready at A.

1. Trot from A to Judge.
2. Stop and set up for inspection.
3. When dismissed, perform a 90 degree turn.
4. Walk away from judge.
5. Follow the instructions of your ring steward.



[S/WT-14]

Pattern Provided by:

Kaylene Elliott

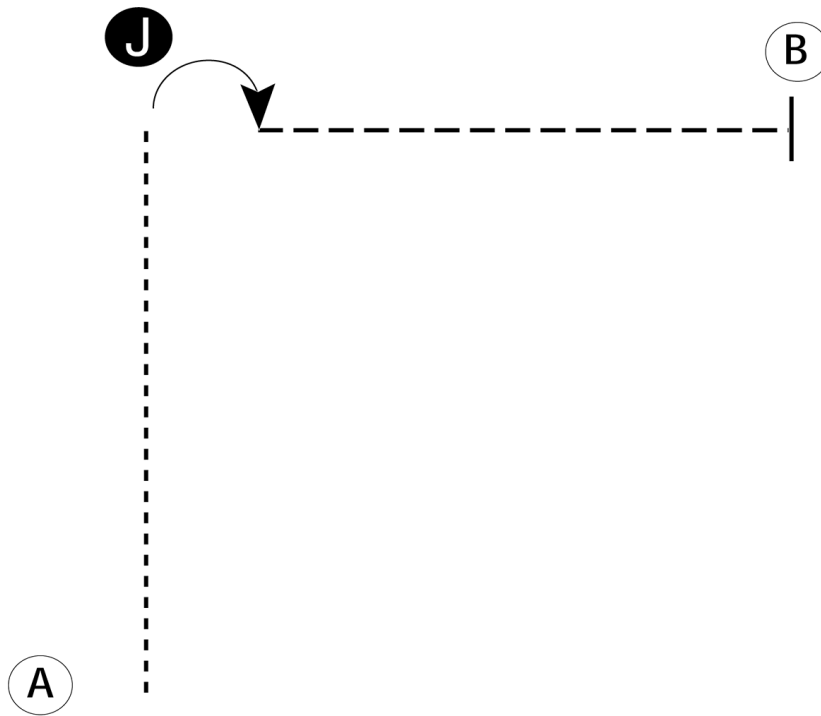
Morrow County

Classes 49 & 50

Show Date: 09-01-2022

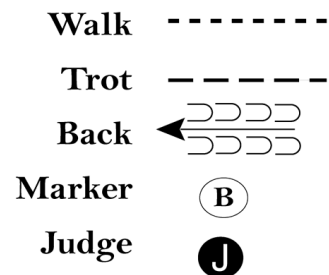
w w w . H o r s e S h o w P a t t e r n s . c o m

w w w . H o r s e S h o w P a t t e r n s . c o m



Be ready at A.

1. Walk from A to Judge.
2. Stop and set up for inspection.
3. When dismissed, perform a 90 degree turn.
4. Trot away from judge to B.
5. Stop at B.
6. Follow the instructions of your ring steward.



[SWT-7]

Pattern Provided by:

Kaylene Elliott

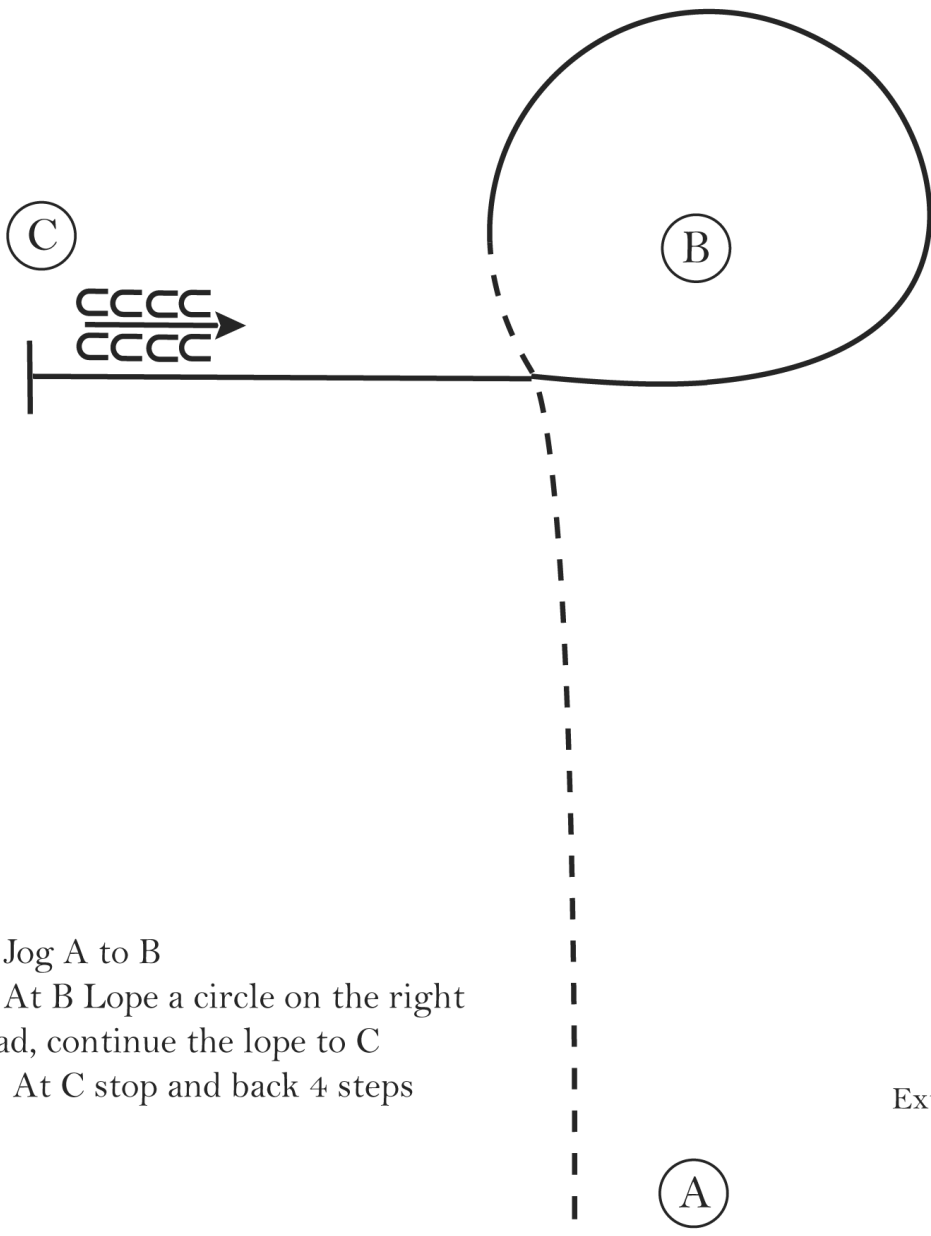
Morrow County

Classes 51 & 52

Show Date: 09-01-2022

w w w . H o r s e S h o w P a t t e r n s . c o m

w w w . H o r s e S h o w P a t t e r n s . c o m



1. Jog A to B
2. At B Lope a circle on the right lead, continue the lope to C
4. At C stop and back 4 steps

Walk
Jog	-----
Extended Jog	-----
Lope	—————
Leg Yield	
Lead Change	↙
Back	← C C C C
Marker	⊙ B
Sidepass	← - - - -

[WH/1-7]

Pattern Provided by:
Kaylene Elliott

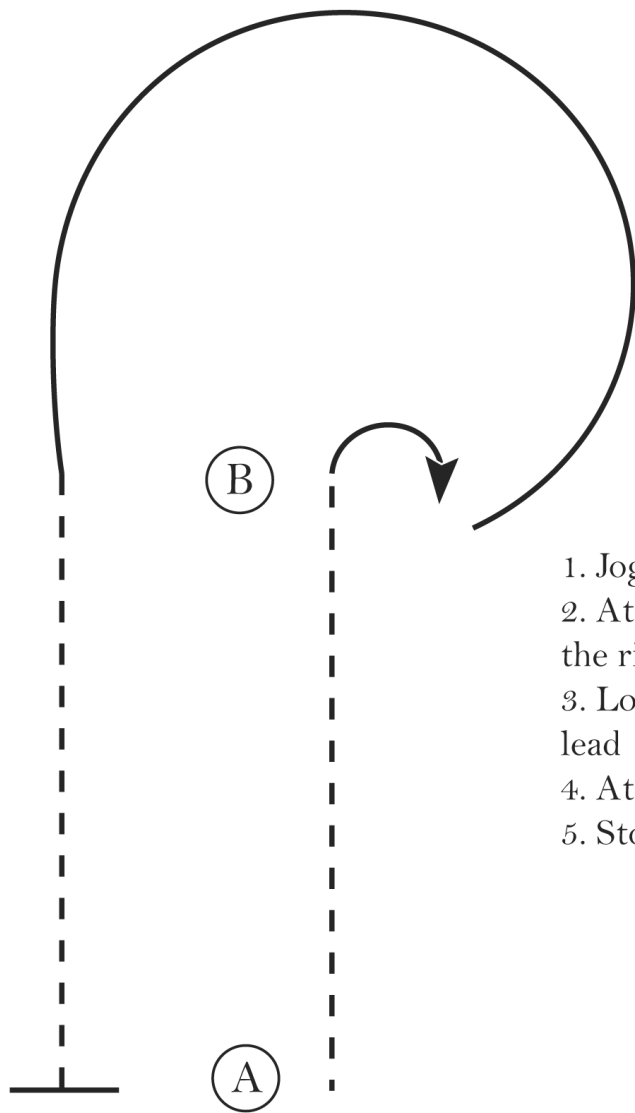
Morrow County

Classes 53 & 54

Show Date: 09-01-2022

w w w . H o r s e S h o w P a t t e r n s . c o m

w w w . H o r s e S h o w P a t t e r n s . c o m



1. Jog A to B
2. At B perform a 90 degree turn to the right
3. Lope a circle around B on the left lead
4. At B jog to A
5. Stop at A.

Walk
Jog	- - - - -
Extended Jog	- - - - -
Lope	—————
Leg Yield	
Lead Change	↙ ↘
Back	←←←←← ←←←←←
Marker	(B)
Sidepass	←- - - - -←

[WH/1-14]

Pattern Provided by:

Kaylene Elliott

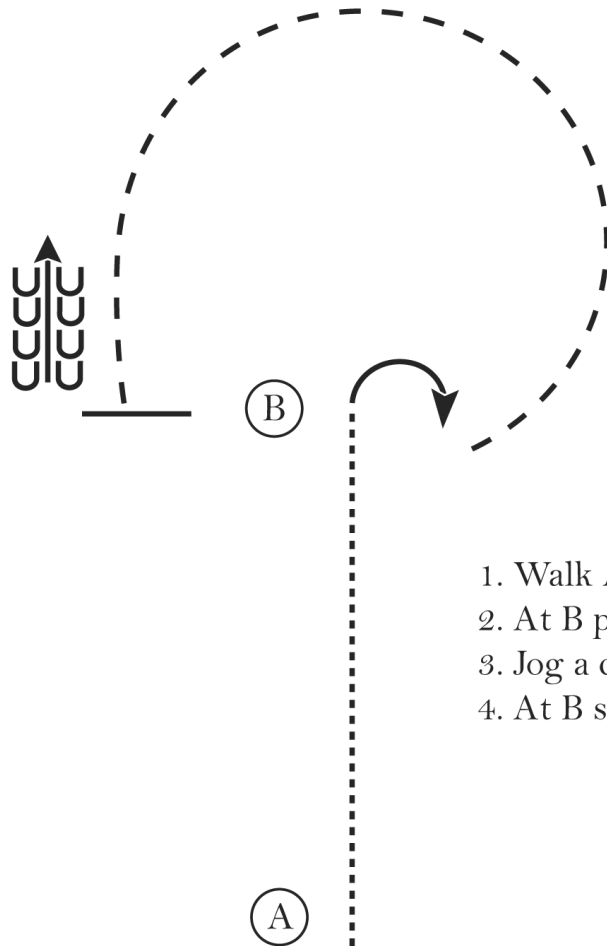
Morrow County

Class 55

Show Date: 09-01-2022

w w w . H o r s e S h o w P a t t e r n s . c o m

w w w . H o r s e S h o w P a t t e r n s . c o m



1. Walk A to B
2. At B perform a 90 degree turn to the right
3. Jog a circle around B
4. At B stop and back 4 steps

Walk
Jog	-----
Extended Jog	-----
Lope	—————
Leg Yield	
Lead Change	↘
Back	←←←←←
Marker	(B)
Sidepass	←←←←←

[WH/WT-7]

Pattern Provided by:

Kaylene Elliott

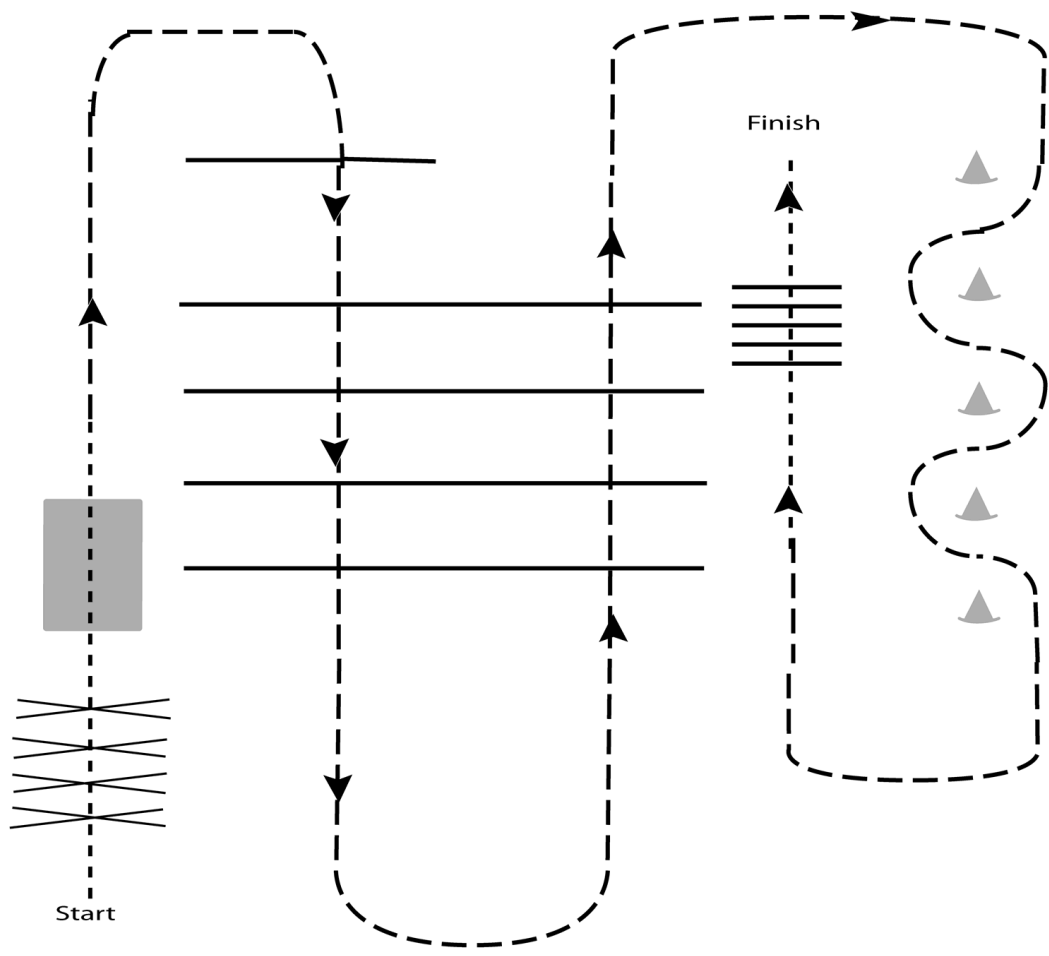
Morrow County

In Hand trail

Show Date: 09-01-2022

w w w . H o r s e S h o w P a t t e r n s . c o m

w w w . H o r s e S h o w P a t t e r n s . c o m



1. Walk over poles
2. Walk over bridge
3. Trot through poles
4. Continue to trot through serpentine
5. Walk over elevated poles to finish

Walk	-----
Jog	- - - - -
Extended Jog	- - - - -
Lope	—————
Leg Yield	
Lead Change	— / —
Back	← ← ← ← ←
Marker	Ⓚ
Sidepass	← — — — — →

[T/1-4]

Pattern Provided by:
Kaylene Elliott

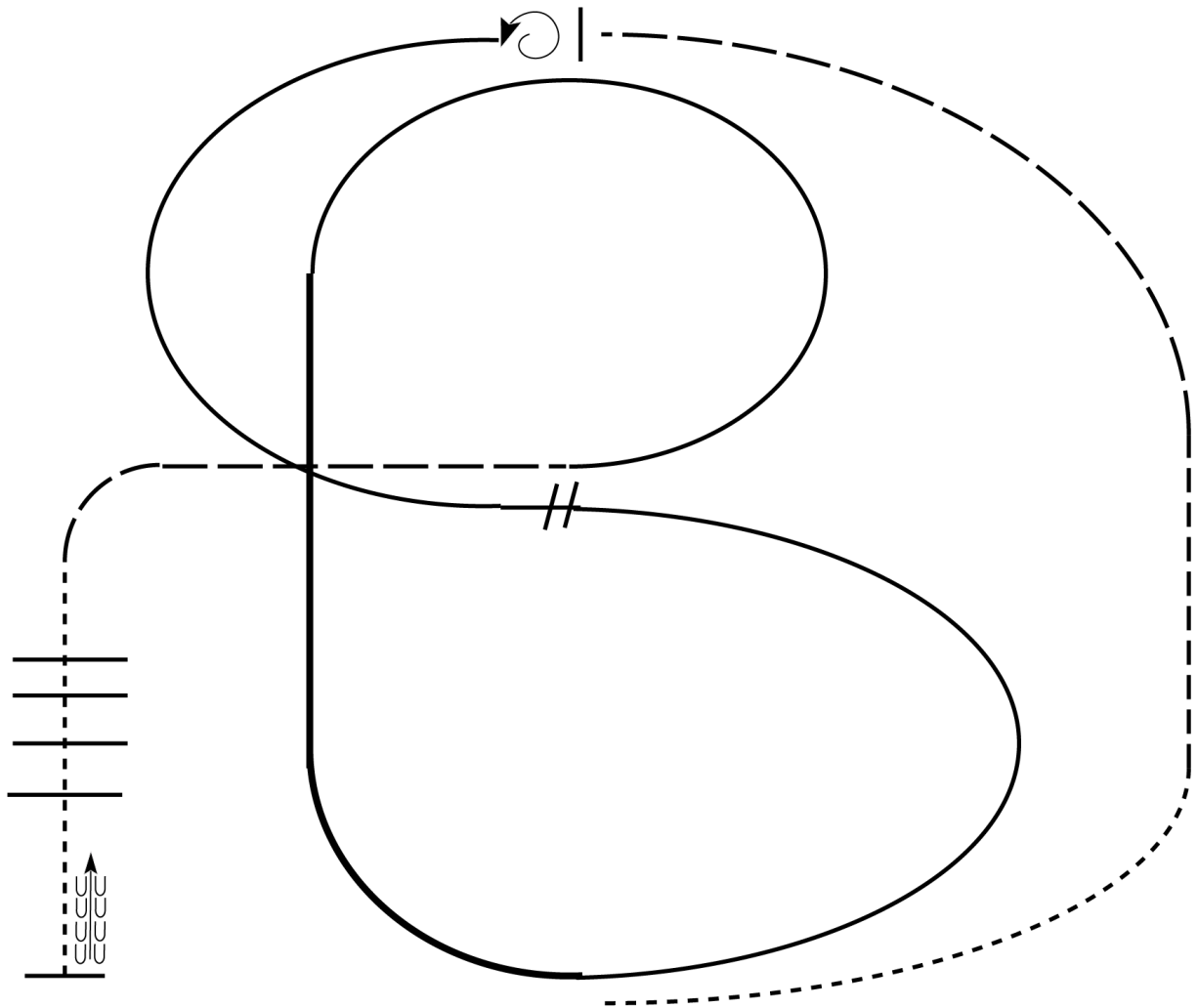
Morrow County

Ranch Riding classes 71 & 72

Show Date: 09-01-2022

w w w . H o r s e S h o w P a t t e r n s . c o m

w w w . H o r s e S h o w P a t t e r n s . c o m



1. Walk
2. Trot
3. Extend the trot, at the top of the arena, stop
4. 360 degree turn to the left
5. Left lead 1/2 circle, lope to the center
6. Change leads (simple or flying)
7. Right lead 1/2 circle
8. Extended lope up the long side of arena (right lead)
9. Collect back to a lope around the top of the arena and back to center
10. Break down to an extended trot
11. Walk over poles.
12. Stop and back

Walk	-----
Jog	- - - - -
Extended Jog	-----
Lope	—————
Lead Change	///
Back	←←←←←
Marker	(B)

[RR/1]

Pattern Provided by:

Kaylene Elliott

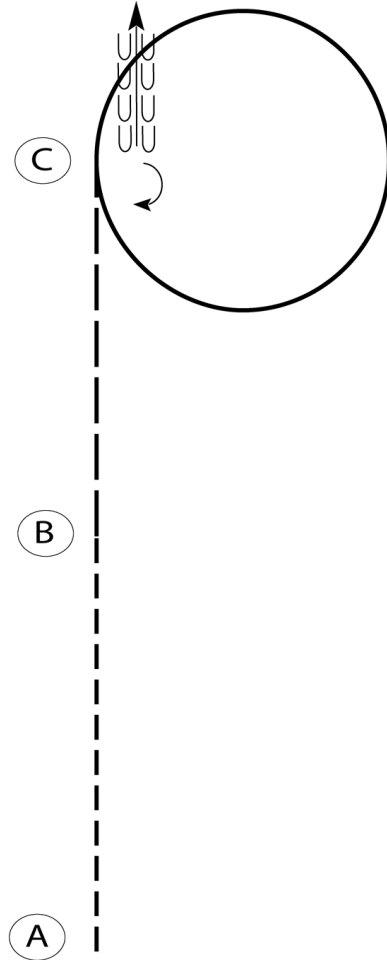
Morrow County

Ranch Horsemanship classes 73 & 74

Show Date: 09-01-2022

w w w . H o r s e S h o w P a t t e r n s . c o m

w w w . H o r s e S h o w P a t t e r n s . c o m



Be ready at A.

1. Jog from A to B.
2. Extend the jog to C.
3. At C, lope a circle to the right
4. Even with C, stop and do a 180 degree turn to the right.
5. Back one horse length
6. Retire to the rail or line up at a jog.

Walk	-----
Jog	- - - - -
Extended Jog	- - - - -
Lope	—————
Leg Yield	
Lead Change	— / —
Back	← — — — — — — — — —
Marker	⊙ B
Sidepass	← — — — — →

[WH/2-19]

Pattern Provided by:

Kaylene Elliott