

2023 Morrow County Livestock Project Record

*This Record Book is a required part
of the Morrow Co. Jr. Fair Livestock Skillathons ONLY!*

Market Steer & Market Heifer
Feeder Calves (Dairy and Beef)
Market Hogs
Market Lambs
Market Goats
Pen of Two Broilers (Chickens)
Market Turkey
Pen of 2 Market Ducks
Pen of 2 Market Geese
Market Rabbits (singles and pen of three)

**COMPLETE
ALL SECTIONS OF BOOK**

Breeding Rabbits (Non-market)
Pack and Harness Goats
Dairy, Angora, Pygmy, Boer, Cross Breeding Goats (Non-Market)
Breeding Ducks & Geese
Fancy Poultry, Pullets/Layers, & All Other Birds
Breeding Turkeys
Beef Breeding
Sheep Breeding
Swine Breeding
Llamas and Alpaca

**COMPLETE ALL
SECTIONS EXCEPT J**

Name: _____

Project (s) _____

Club/Chapter _____


Note: You may only use **one Livestock Project Record for each specie** you are raising. You are encouraged to use one per type especially in poultry (ie. One for your turkey project and one for your fancy birds). Be sure to provide "totals" in all sections where indicated. Complete every section indicated above for your project. **This book CANNOT be used at State Fair skillathons. Contact the Extension office for those record books if 4-H or your teacher for FFA. Horses are to use the 4-H Equine Record Book [190R]. Dairy Cows & Dairy Heifers are to use 127 Dairy Record book.**

I have reviewed this record and found it to be complete and accurate to the best of my knowledge.

Parent/Guardian Signature

A. Picture of Project Animal(s)

Attach a picture of your animal(s) here. The picture should be taken at the beginning of your project (when you first obtain your project or soon after).



Date of photograph _____

Additional pages may be added for photos.

B. Project Animal Information (Beginning Animal Roster)

Identification of animal Ear tag number, ear notch, tattoo, etc.	Sex	Breed	Date Purchased (or born)	Purchase price or value at start
				\$.
				\$.
				\$.
				\$.
				\$.
				\$.
				\$.
				\$.
				\$.

Total Value of animals started with or purchased
\$ _____

C. Learn a New Livestock Management Skill or Topic

Chose and study at least **one new** management skill or topic related to your specie.

Utilize your 4-H Resource/Project Books or FFA classroom work to learn this skill or topic.

- 4-H Member - List Resource Book Chapter Name and Skill/Topic: _____

- FFA Member – May utilize the OSU Extension Resource Books or FFA Classroom work.

List Skill/Topic: _____

***** Attach or write below a summary of what you have learned (at least 2 paragraphs) or create an illustrative poster that shows/describes what you have learned. Poster is to be no more than 14" x 22".**

D. Goals and Accomplishments for this Project

Choose and complete at least five (5) goals for your project. Goals should be established at the beginning of the project. They should be challenging, yet attainable. At the end of the project, the accomplishments should be compared with the goals. Check off what you plan to do or write your own goals in the space provided. Then have an adult initial and date the goals you complete.

Virtual events and programs acceptable.

X	Goal	Date Achieved	Adult's Initials
	Achieve a target rate of gain for my market animal(s). (See Section J)		
	Attend a livestock sale/auction. List Sale/Auction:		
	Attend a Specie Clinic List Clinic:		
	Attempt to make a profit on my animal(s) when sold at market price.		
	Do a demonstration or FFA speech on some aspect of livestock production or management. Speech/Demo Title: _____		
	Attend an educational program related to my project.		
	Raise my animal(s) to completion.		
	Take full responsibility for the fitting and showing of my animal(s).		
	Learn how to groom and clip my project animal(s).		
	Participate in a Quality Assurance Program or Test Out		
	Exhibit my animal(s) at the county fair.		
	Exhibit project animal(s) at the Ohio State Fair.		
	Participate in showmanship.		
	Participate in a practice skillathon or project evaluation with my club, chapter, or at a clinic.		
	Participate in a judging contest and/or quiz bowl contest.		
	Take a tour of an animal agriculture facility or business. Name of facility/business:		
	Practice training/handling my animal at home for at least 5 weeks		
	Observe and care for my animal daily .		

E. Expenses

Date	Bedding, equipment, I.D. tags, veterinary, transportation, health care products, show supplies, etc. If none, write none and <u>explain why</u> . Include all expenses except Cost of Animal(s) (B) & Feed (G)	Cost
		\$.
		.
		.
		.
		.
		.
		.

Total Expenses \$ _____

F. Income

Source of Income: Include all sources of income other than sale of animals here. Examples include: Sale of milk, eggs, breeding stock, show awards, etc. Include animal(s) sold in (I). If you had no income write "none" & \$0.00.	Value \$

Total Income \$ _____

G. Community Service

All clubs and chapters complete some kind of community service. Please list at least one community service you participated in and what you accomplished.

H. Feed Record Summary

Start your record whenever you began feeding your animal. For breeding stock you have year round, start this record on Jan. 1st. It is not possible to raise an animal and have no feed costs. If you have an agreement to use feed from your parent's farm, or some other arrangement, calculate the pounds and value of the feed as if you had purchased it.

Animal #1- Tag # _____

	Complete Pelleted Feed		Hay, Silage or Pasture		Grain		Supplements/Additives		Other Ex. Salt Blocks	
Date	Lbs.	Value	Lbs.	Value	Lbs.	Value	Lbs.	Value	Lbs.	Value

Animal #2- Tag # _____

	Complete Pelleted Feed		Hay, Silage or Pasture		Grain		Supplements/Additives		Other Ex. Salt Blocks	
Date	Lbs.	Value	Lbs.	Value	Lbs.	Value	Lbs.	Value	Lbs.	Value

Animal #3 - Tag # _____

	Complete Pelleted Feed		Hay, Silage or Pasture		Grain		Supplements/Additives		Other Ex. Salt Blocks	
Date	Lbs.	Value	Lbs.	Value	Lbs.	Value	Lbs.	Value	Lbs.	Value

(Add the total of the 5 feed Columns)

Total Feed Cost \$ _____

I. Feed Tag

It is important for every producer to know what they are feeding and to understand how to read a feed tag.

1. Tape or staple one feed tag, supplement tag or feed mix receipt (i.e. list of ingredients and amounts) to this page from rations fed during your project. Then answer the questions below. (If you do not purchase feed, write your grain feed formula below.)

2. Is there an active drug ingredient in this feed? _____
3. Is there a withdrawal time for this feed? _____
4. What is the minimum crude fat level in this feed? _____
5. Is Cooper Sulfate in your feed? _____
6. What is the main ingredient (greatest proportion) in this feed? _____

J. Rate of Gain (Market Animals only)

Estimate of Required Average Daily Gain (A.D.G.) – fill in #1; fill in #2; subtract 1. from 2. to get answer #3; count the number of days you will feed from beginning weight (#2) to fair weigh in to answer #4; Divide answer #3 by answer #4 to get answer #5.

Estimate finished weight at fair.	Beginning weight	Total required gain	Days in feeding period	Estimate of required daily gain
1. -	2. =	3. ÷	4. =	5.

Project Weight Record

Figure ADG each time your animal is weighed and compare to the required daily gain you estimated above.

Animal ID								
Date								
Weight								
A.D.G.								

K. Treatment Record

Include any and all types of health care treatment, for example: medicated feeds, worming, vaccinations, prescription, and non-prescription drugs. If no treatments were given, write "none". **Note:** It is rare to have no health care treatments. If you write "none" here, you may not be caring for your animals properly (Poultry/Rabbits may be the only exceptions). You should be listing vaccinations given prior to your purchase. They are important.

Treatment Date and Time	Animal ID *Name *Species *ID Number *Description	Condition Being Treated	Estimated Weight (lbs.)	Treatment Given (Medication dispenses, amount and route)	Instructed Meat/Milk/ Egg Withdrawal	Name of Person Giving Treatment	Date and Time Withdrawal Complete	If this is an extra label or Rx drug, list the name, address, and phone number of the licensed veterinarian who prescribed or directing the treatment.
Example: July 08, 2023 9:00 a.m.	Rhode Island- Cross Broilers	Infectious Synovitis	4.5-5.0 lbs.	Carraamysin- 152, 350mgm/ gal in drinking water	5 days	Chris Clover	July 13, 2023 at 9:00 a.m.	Dr. Jones 364 Smith Avenue Columbus, OH 43210 614/555-0000

L. Closing Animal Roster

Identification of Animal	\$ Value at close of project (value of animal(s) sold, used at home, or sale price****)
Total Value of Animals at Close of Project	\$ _____

****If you plan to sell your animal through the Jr. Fair Livestock Sale, use an average market price during the month of fair. Do calculations as if you sold your animal(s) for this average price and complete your project summary on the next page. Consider checking for price average at a location where you would sell your animal(s) if you were not going to market it at the fair. Ex: check the internet for prices at a local Producers Livestock Auction

M. Profit or Loss Statement

Income

- 1) Value of animals sold or kept at end of project year (Section L) \$ _____
 - 2) Other Income (Section F) \$ _____
- Total Income (add 1 and 2)** \$ _____

Expenses

3. Value at start of the project for animals given, leased, purchased price. (Section B) \$ _____
 4. Miscellaneous expenses (Section E) \$ _____
 5. Feed Cost (Section H) \$ _____
- Total Expenses (add 3, 4, and 5)** \$ _____

Total Profit or Loss: (Total Income) (– minus) (Total Expenses) \$ _____

N. Leadership

Participate in at least **one** leadership activity through your club or chapter. Examples: Serve as an Officer, Examples: Give a demonstration at meeting, Lead the Pledge of Allegiance, Lead the 4-H Pledge, Serve on a Committee, Plan a Club/Chapter tour/speaker, Contact an adult for help with your Chapter or 4-H club, Teach younger members or elementary school children, etc.

Activity/Duty: _____

Date Completed: _____

O. Thank You Note Writing

We want to raise thankful young people. We want members to know the value of a carefully handwritten thank you note. We want members to understand there is sacrifice behind the trophy, award, or time donated by a caring individual. Exhibitors must follow the directions listed below and complete a draft thank you note. Reminder that a Thank You Note is required to be turned in by September 30th for all your livestock sale buyers.

Directions: Write a "practice" quality thank you note to an individual who has bought your project or donated an award. Important parts to include:




- Date
- Greeting & recipient's name
- Thank them for the award or buying of your animal
- Talk about how you learned something
- Talk about how you felt throughout your project or about yourself
- Closing
- Signature
- Club name

***Write your draft below or on a separate sheet/card attached.**

4-H Animal CARES Pledge

Creating **Animal Responsible Exhibitor Skills**

How would you rate your project animal care exhibitor skills? For each pledge statement, select (✓) a ribbon on "How Am I Doing?". Then write one way you can improve for each pledge category.




I Pledge...	Blue 	Red 	White 	What Will I Do to Improve My Animal Care Skills?
GPP #1: I pledge to use an appropriate veterinarian/client/patient relationship (VCPR) as the basis for medication decision-making. <ul style="list-style-type: none"> I know my vet's name, address and phone number. I know what type of medications require a veterinary's decision for use. I always follow my veterinarian's advice and recommendations. I know what animal vitals and symptoms to share with my veterinarian when my project animal is sick. 				
GPP #2: I pledge to establish and implement an efficient and effective health management plan. <ul style="list-style-type: none"> I control parasites and vaccinate my project animal. I wear personal protective equipment to protect myself and my project animal from disease. I always quarantine new animals and my project animals that I take to shows when I return home. I would never take a sick or infectious animal to Fair. 				
GPP #3: I pledge to use antibiotics responsibly. <ul style="list-style-type: none"> I only use antibiotics for treatment of illness and control and prevention of disease in my project animal. I contact my veterinarian before treating my project animal with an antibiotic or any other animal health product. I provide proper ventilation and nutrition, vaccinations, bio-security practices to decrease the need for antibiotics. 				
GPP #4: I pledge to properly store and administer animal health products. <ul style="list-style-type: none"> We only use medications labeled for use for my project animal species or prescribed by our veterinary. We choose the drug administration method that will cause the least meat damage. We never give injections in the rump, ham or loin. We always use the smallest gauge, clean needle to effectively inject an animal health product. We always store animal health products according to the label. 				
GPP #5: I pledge to follow proper feed processing protocols. <ul style="list-style-type: none"> I purchase high quality feed in a quantity that can be stored and fed before spoilage. I always read and follow feed tag recommendations to help my project animal reach desirable market weight. I always keep my feed tag with the feed and use different scoops for different feeds to prevent cross contamination. I utilize a Veterinarian Feed Directive when warranted. I keep accurate feeding records on all feeds fed. 				



4-H Animal CARES Pledge

Creating Animal Responsible Exhibitor Skills

How would you rate your project animal care exhibitor skills? For each pledge statement, select (✓) a ribbon on "How Am I Doing?". Then write one way you can improve for each pledge category.

I Pledge...	Blue 	Red 	White 	What Will I Do to Improve My Animal Care Skills?
GPP #6: I pledge to establish effective animal identification, medication records and withdrawal times. <ul style="list-style-type: none"> • I properly identify my animals for tracking treatments. • I immediately record all treatments and accurately. • I keep treatment records for the required time for my project animal. 1 year, 2 years or 5 years. • I am honest in reporting treatments on the Drug Use Notification Form required at Fair weigh-in. • I can accurately calculate a withdrawal time. • I am 100% sure my project animal is free of drug residue at show, sale and harvest time. 				
GPP #7: I pledge to practice good environmental stewardship. <ul style="list-style-type: none"> • I provide proper shelter and shade for my animals. • I always keep my animal facilities and equipment clean. • I control flies, mosquitoes and rodents in my animal's environment. • I always provide plenty of clean, fresh water and keep my animal's water containers clean. 				
GPP #8: I pledge to maintain proper workplace safety. <ul style="list-style-type: none"> • I control hazards in my animal's pens to prevent injury. • I make sure my animals are protected from potential predators with secure fencing, gates, etc. • I always wash my hands before and after working in the barn or with my animals. • I never eat or drink in the barn to reduce my exposure to zoonotic illnesses. 				
GPP #9: I pledge provide proper animal handling and care. <ul style="list-style-type: none"> • I provide my animal with a nutritious diet and clean, fresh water I observe my animal's daily for signs of illness, changes in behavior and performance. • I always exercise and transport my project animal during the coolest part of the day. • I properly restrain and safely handle my project animal to reduce stress and maximize comfort at home and the Fair. 				
GPP #10: I pledge to utilize tools for continuous improvement. <ul style="list-style-type: none"> • I can tell others what I am doing to produce a safe, wholesome animal food product. • I know the rules required for my project animal to show and sell at the Fair. • I attend educational programs (clinics, club meetings) to help me continuously improve my animal care. • I always use the 10 Good Production Practices to make decisions in the care of my project animal. 				

